





STRING SING

INSTRUMENT


DIY

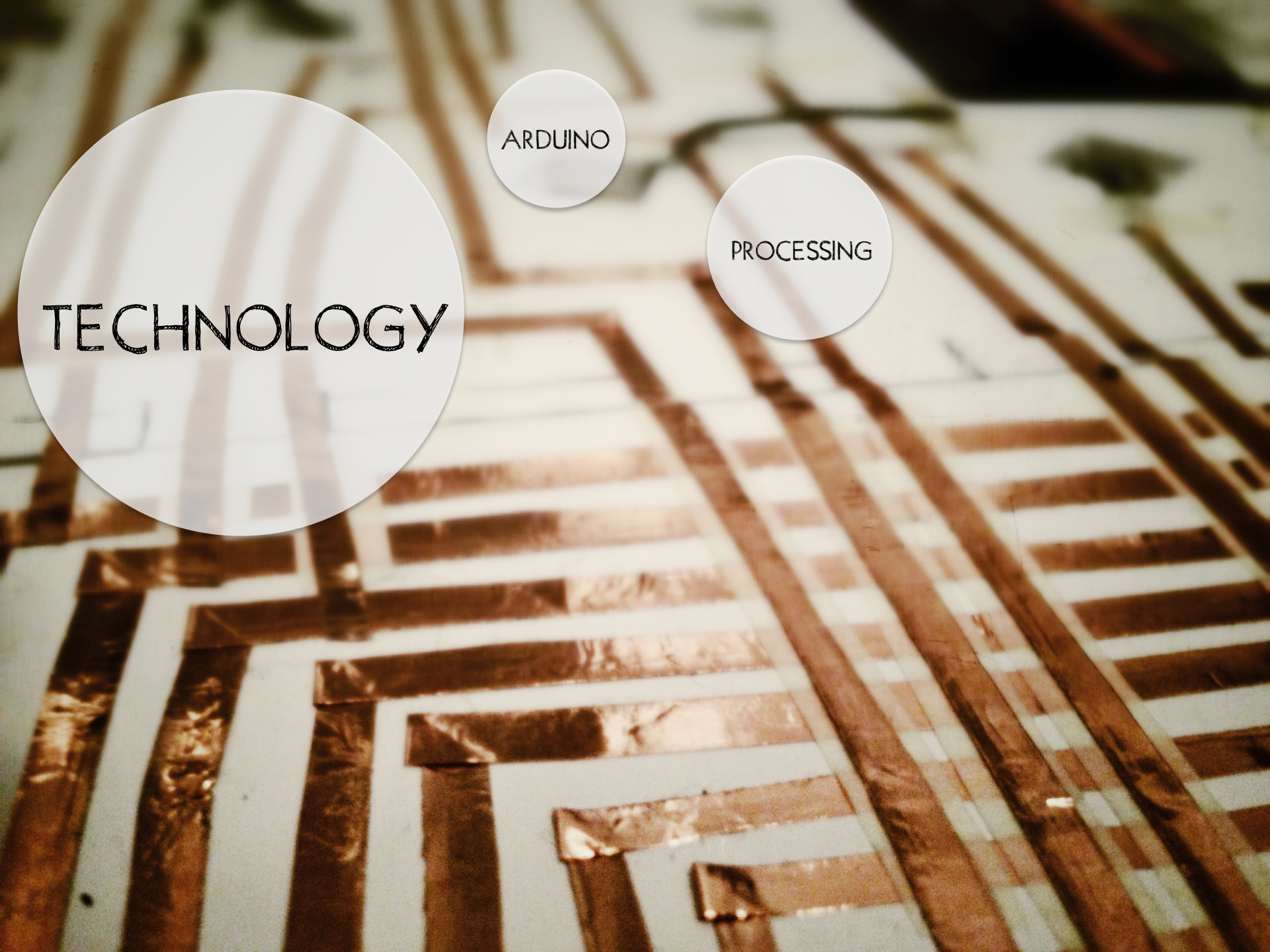
ASTHETIC





PRECEDENTS





ARDUINO

PROCESSING

TECHNOLOGY


PROTOTYPE

LIGHT RESISTOR

CAPSENSE

900127
18 X 20 X 3/16in
406 x 508 x 5mm

CONDUCTIVE
THREAD



www.elmers.com

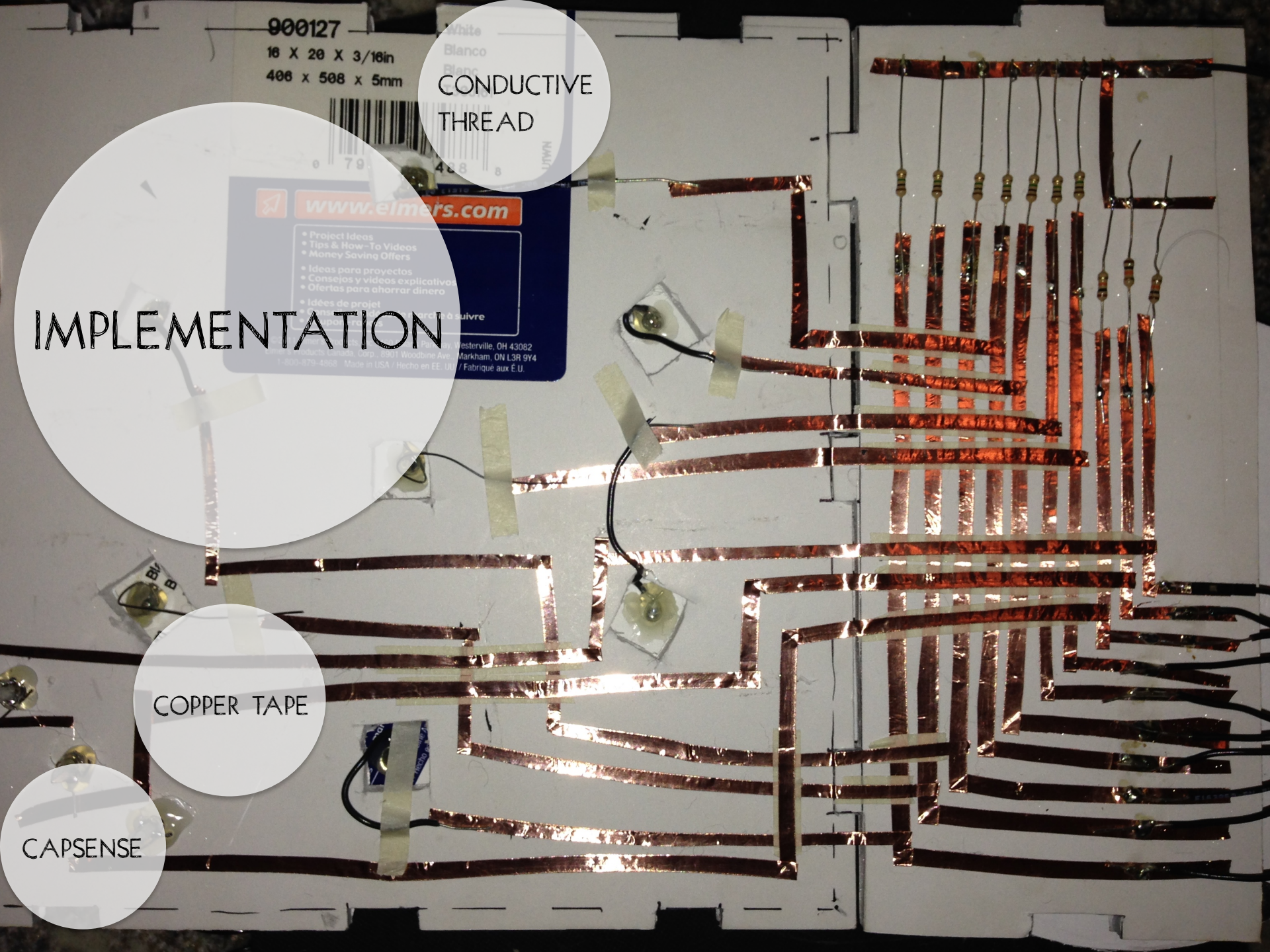
- Project Ideas
- Tips & How-To Videos
- Money Saving Offers
- Ideas para proyectos
- Consejos y videos explicativos
- Ofertas para ahorrar dinero

Westerville, OH 43082
Markham, ON L3R 9Y4
Made in USA / Hecho en EE. UU. / Fabriqué aux E.U.

IMPLEMENTATION

COPPER TAPE

CAPSENSE



DEBUGGING

works
 ↑ 300.

(2,5)
 P3.

2,6

(2,3).
 pin 1.

(2,4)
 pin 2.

Working.
 ↑ 300
 need to
 touch hard.

★ Fixed
 ↑ 80.

Nothing
 ↑ 70 when
 touching inside.

0 2,8

0 (2,9)

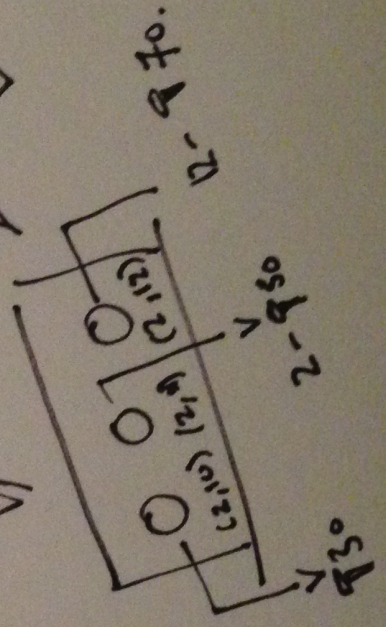
Works
 0 - T230

30's when
 touch inside

Not fully
 Working
 Max: 200's
 when touch
 under.
 ↑ Max: 30
 occurs
 when
 touch other
 Pins.

Too high Resistor.







For (2,3 & 2,9)
 → De solder.
 ↳ Reconnect.



Fixed
 ↑ 200!!

works
 0-T210

works
 30 T27



NEXT STEPS